

# Energy & Engineering

**13%** of Taranaki's export businesses were from the Energy and Engineering sector\*

**47%** 

Between \$1m - \$9m turnover

**47%** 

Exports make up less than 20% of company revenue

**56%** 


Under 10 staff



Oil and Gas



Engineering



Electrical



Energy Systems



EnergyTech




Consultancy Services

## Most Profitable Export Country



## Top Export Countries



Australia, USA  
UK, Papua New Guinea

## Biggest Growth Potential



## Main Distribution Channel

Direct to Customer 30%

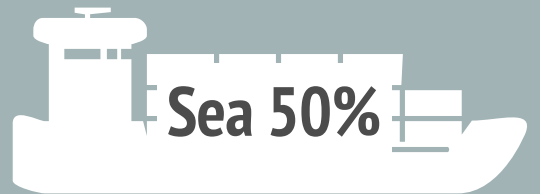


**47%**

said that their export earnings have increased

## Main Transportation Channel

Sea 50%



\*The Taranaki Export Map Study involved 117 local exporters

